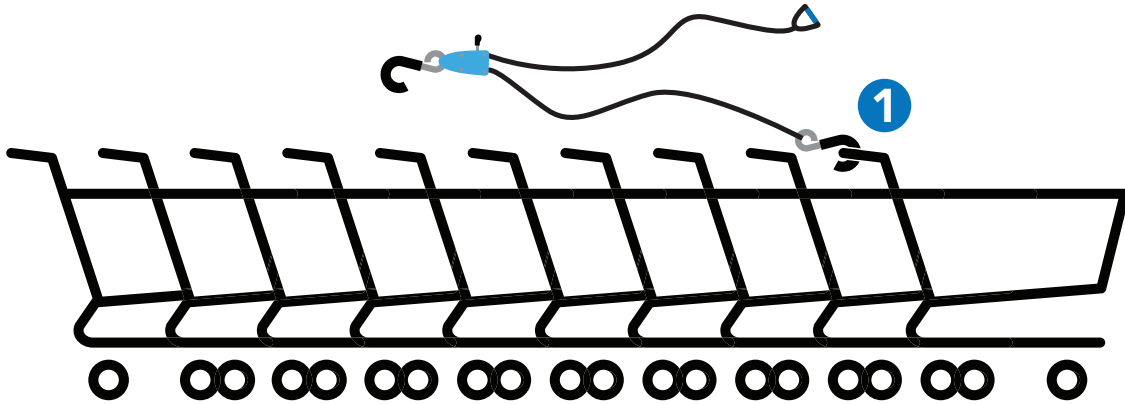




ST INSTRUCTIONS

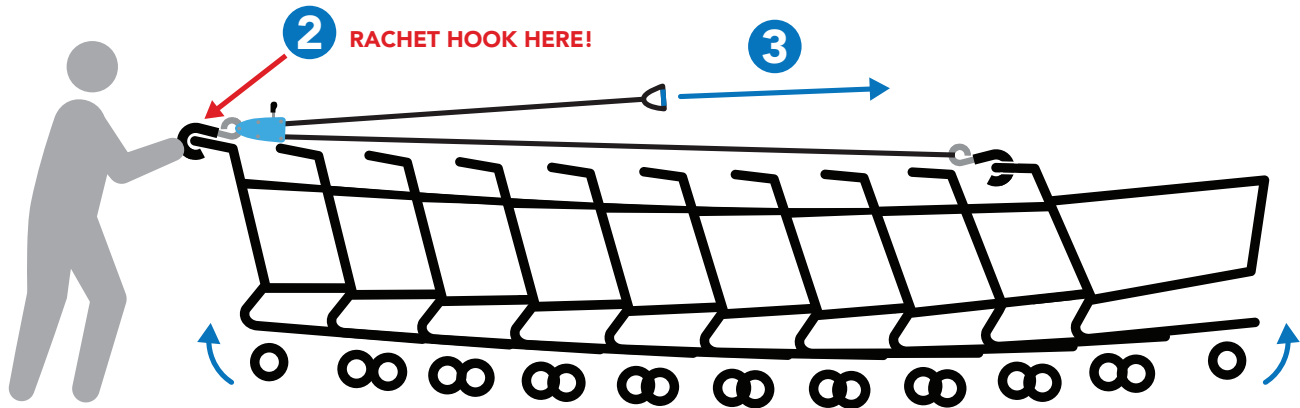
For standard shopping carts that you push in forwards

1 Place hook on the middle of the handle of the lead shopping cart.




2 Place ratchet hook securely on the middle of the handle you use to push the line of carts.

3 Pull the rope through the ratchet with moderate force to create lift. **Do not over-tighten.**



4 **Important!** To remove the device:

- a Hold on to the rope handle.
- b Lift up on the shopping cart handle while pulling the C3 Device release lever.



Easing tension on the ratchet release lever as illustrated will extend it's useful life.