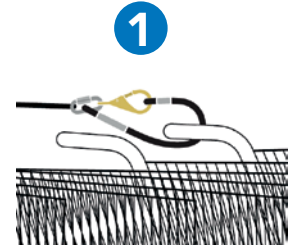
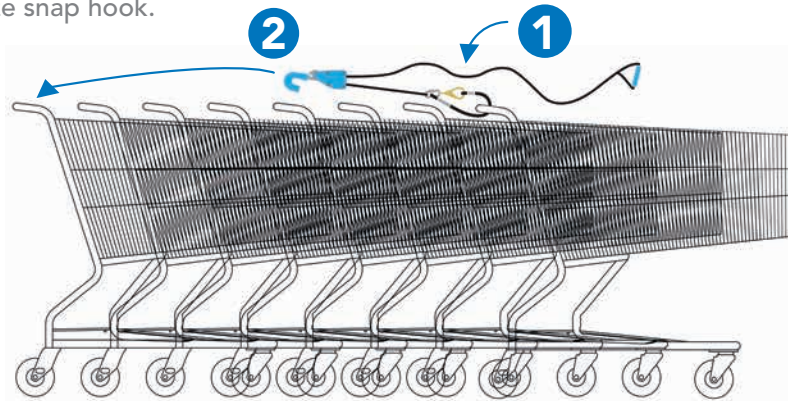




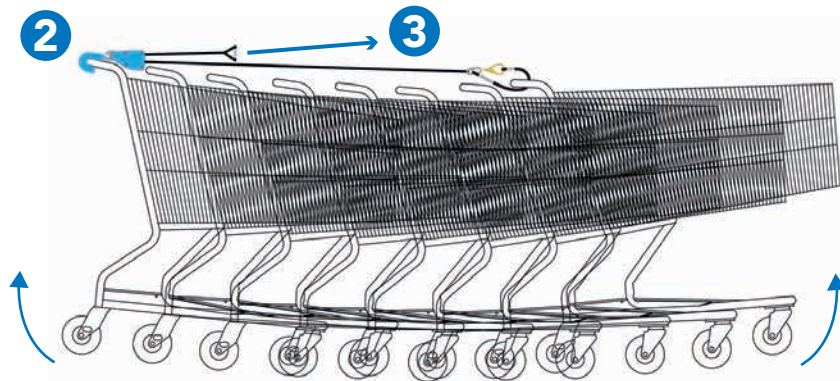
# INSTRUCTIONS

## C3 HY (HYBRID) Instructions

- 1 Attach the non-ratchet rope strap securely on the middle of the handle of the lead shopping cart handle by weaving rope strap under and over shopping cart handle and then connect loop-end to the bronze snap hook.




- 2 Place ratchet hook securely on the middle of the handle you use to push the line of carts.



- 3 Pull the rope through the ratchet with moderate force to create lift. **IMPORTANT: Do not over-tighten!**

- 4 **Important!** To remove the device:

- a Hold on to the rope handle.
- b Lift up on the shopping cart handle while pulling the C3 HY Device release lever.



**Easing tension on the ratchet release lever as illustrated will extend it's useful life!**