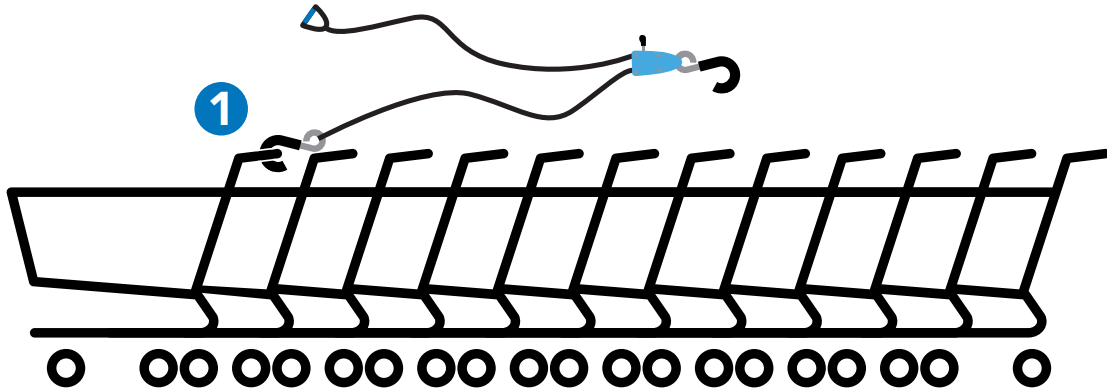




CASTER-LIFT INSTRUCTIONS

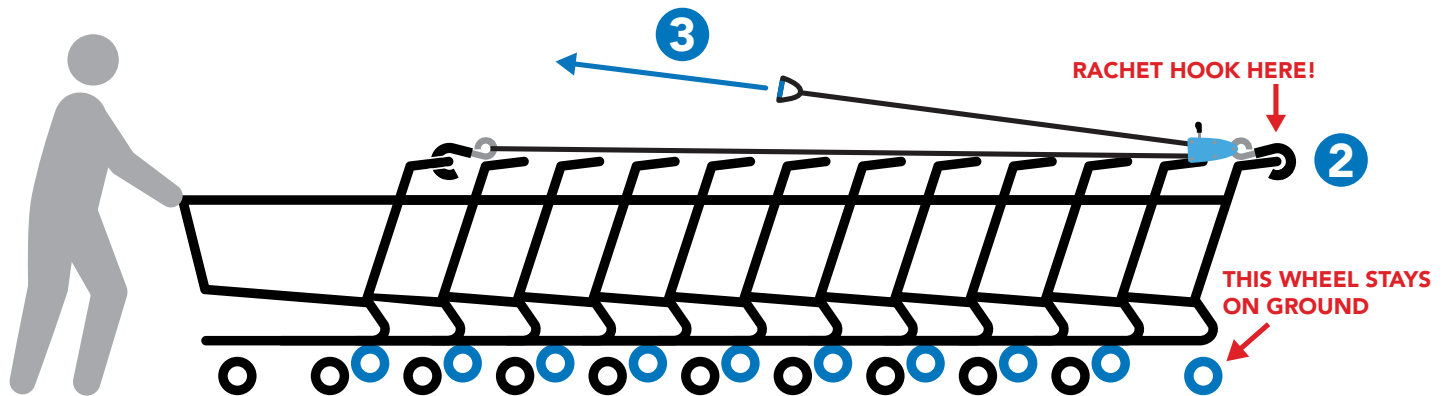
Using C3 CL with CASTER-LIFT shopping carts that you push in backwards

- 1 Place hook on the middle of the handle of the shopping cart you will push.




- 2 Place ratchet hook securely on the middle of the handle of the lead shopping cart.

- 3 Pull the rope through the ratchet with just enough force to secure the carts together. **IMPORTANT: Do not over-tighten! Otherwise the line of carts may tend to drift sideways.** Push the line of carts in backwards.



- 4 **Important!** To remove the device:

- a Hold on to the rope handle.
- b Lift up on the shopping cart handle while pulling the C3 Device release lever.



Easing tension on the ratchet release lever as illustrated will extend it's useful life.